

HAMPTON Classic Crackle

AVAILABLE COLORS

White **ADHWH** Bone **ADHBQ**

Find out the product code simply by putting together the color and the item

Example: **ADHWH** **836**

HAMPTON Classic Crackle

AVAILABLE COLORS

White **ADHWH** Bone **ADHBQ**

Find out the product code simply by putting together the color and the item

Example: **ADHWH** **836**

FIELD TILES

FLAT




836 3"x6"



882 2"x8"



824 2"x4" Mesh Mounted 12"x12"



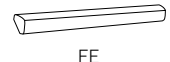
866 6"x6"



848 4"x8"

TRIMS

FINISHING EDGES



FE



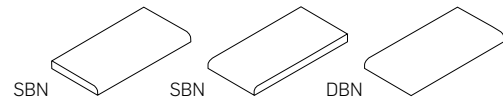
FE Corner

506 FE 0.4"x6"

508 FE 0.4"x8"

500 FE Corner

FLAT BULLNOSES



SBN

SBN

DBN

805 3"x6" SBN 6"

806 3"x6" SBN 3"

807 3"x6" DBN Right

808 3"x6" DBN Left

803 6"x6" SBN

804 6"x6" DBN

810 4"x8" SBN 4"

811 4"x8" SBN 8"


812 4"x4" DBN

822 2"x2" DBN

826 2"x6" SBN 6"

828 2"x8" SBN 8"

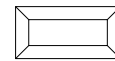
BEVELED



936 3"x6" Beveled



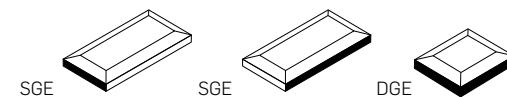
933 3"x3" Beveled (Only comes with Double Glazed Edge)



924 2"x4" Beveled Mesh Mounted 12"x12"

TRIMS

BEVELED GLAZED EDGES



SGE

SGE


DGE

906 3"x6" Beveled SGE 3"


905 3"x6" Beveled SGE 6"

933 3"x3" Beveled DGE

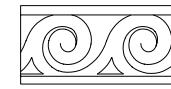
DECORATIVE ACCESSORIES




101 3"x6" Waves



107 3"x6" Byzantine



114 3"x6" Sea



113 3"x6" Classic



207 1"x6" Bar Liner



220 0.7"x6" Stripe Liner



203 1"x6" Quarter Round




216 Beak



202 1"x6" Rope

FINISHING TOUCHES


END CAPS



201 2"x6" Rail Molding




214



219 1.4"x6" Chair Molding




228



209 2"x6" Greek Molding



215



217 3"x6" Crown Molding



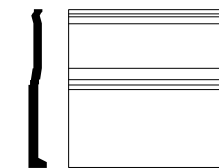
227



301 2"x8" Chair Molding



302



809 6"x6" Base Board (Glazed Top Edge)



229

FRAME CORNERS



304



300



305



306



303

ADHWH White



ADHBQ Bone



ADHBQ Bone



HAMPTON Classic Crackle

AVAILABLE COLORS

Cadet Gray **ADHCG** Stratus **ADHSG** Stellar Blue **ADHSB**

Find out the product code simply by putting together the color and the item

Example: **ADHCG** **836**

HAMPTON Classic Crackle

AVAILABLE COLORS

Cadet Gray **ADHCG** Stratus **ADHSG** Stellar Blue **ADHSB**

Find out the product code simply by putting together the color and the item

Example: **ADHCG** **836**

FIELD TILES


FLAT



836 3"x6"



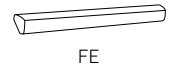
882 2"x8"



848 4"x8"

TRIMS

FINISHING EDGES



FE



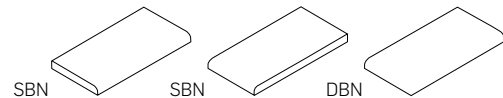
FE Corner

506 FE 0.4"x6"

508 FE 0.4"x8"

500 FE Corner

FLAT BULLNOSES



SBN

SBN

DBN

805 3"x6" SBN 6"

806 3"x6" SBN 3"

807 3"x6" DBN Right

808 3"x6" DBN Left

810 4"x8" SBN 4"

811 4"x8" SBN 8"


812 4"x4" DBN

822 2"x2" DBN

826 2"x6" SBN 6"

828 2"x8" SBN 8"

BEVELED



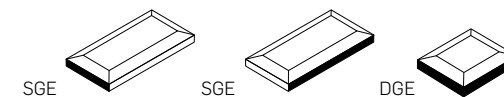
936 3"x6" Beveled



933 3"x3" Beveled (Only comes with Double Glazed Edge)

TRIMS

BEVELED GLAZED EDGES



SGE

SGE


DGE

906 3"x6" Beveled SGE 3"


905 3"x6" Beveled SGE 6"

933 3"x3" Beveled DGE


DECORATIVE ACCESSORIES



101 3"x6" Waves




107 3"x6" Byzantine



207 1"x6" Bar Liner



220 0.7"x6" Stripe Liner



203 1"x6" Quarter Round



216 Beak

FINISHING TOUCHES

END CAPS



214



228



227



302



229

FRAME CORNERS



304




300




306



303



201 2"x6" Rail Molding



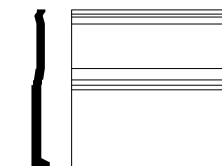
219 1.4"x6" Chair Molding



217 3"x6" Crown Molding



301 2"x8" Chair Molding



809 6"x6" Base Board
(Glazed Top Edge)

ADHCG Cadet Gray



ADHSG Stratus



ADHSB Stellar Blue

